

European
Commission

MIGRATION PROFILE

CÔTE D'IVOIRE
END 2017

MP version 3.3
This Structural Migration Profile aims at providing a factual overview on migration and development in a given country. Data refer to the end of the year and come from various publicly available official sources. Data sources may use different collection methodologies. For more details please refer to the Technical Note. The scientific output expressed does not imply a policy position of the European Commission. Neither the European Commission nor any person acting on behalf of the European Commission is responsible for the use that might be made of this publication

Extraction Date:
11-2018

European Commission
Knowledge Centre on Migration
and Demography (KCMD)

<https://ec.europa.eu/knowledge4policy/migration-demography>

email: kcmd@ec.europa.eu

doi:10.2760/187636
ISBN 978-92-79-98467-9

© European Union, 2019

MIGRATION OUTLINE

KEY DATA ON MIGRATION FOR CÔTE D'IVOIRE
AND FOR THE EU (stock - country of origin)

Sources: UNDESA, UNHCR



832.6K

3.4%
OF IVORIAN
POPULATION

39.9K

0.2%
OF IVORIAN
POPULATION

137.3K

16.5%
OF IVORIAN
MIGRANTS ARE IN EU

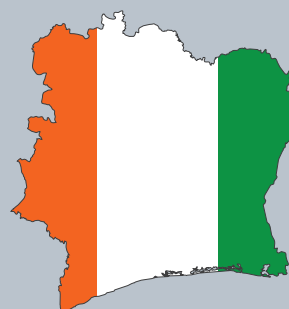
11.2K

28.1%
OF IVORIAN
REFUGEES ARE IN EU

Note: the data on migration and refugees comes from different sources. Due to methodological differences they are not directly comparable.

CÔTE D'IVOIRE

Sources: World Bank, UNDP, UNDESA



INCOME LEVEL GROUP
Lower middle income

HDI
170th / 189

GDP PER CAPITA
\$ 3 601

GDP TREND
+7.8%

GEOGRAPHICAL GROUP
Sub-Saharan Africa

DENSITY
76.4 persons / Km2

DEMOGRAPHY

2015

2030

(projections)

24.3
(2017)TOTAL
POPULATION (M)

33.3

2.5

POPULATION
GROWTH (%)

2.3

4.8

CHILDREN
PER WOMAN

4.0

54.4

LIFE
EXPECTANCY
AT BIRTH (y.o.)

60.3

6.4

AGE 15-29
YEARS OLD (M)

9.2

CONTEXTUAL FACTORS

TREND IN TIME (5 YEAR PERIOD)
▲ INCREASE ▼ DECREASERELEVANT
SUSTAINABLE DEVELOPMENT GOALS

POLITICAL



SECURITY

Yearly conflict events [fatalities] 106 [43]
 Newly displaced people for conflicts 5 500

DEMOCRATIZATION

Perception of corruption (rank) 103/180 ▲
 Political stability (WGI) -1.1 (2016)



ECONOMIC



POVERTY

Income held by lowest 20% 5.7 (2015)
 Under int. poverty line \$1.90 per day (%) 28.2 (2015)
 Rural pop under nat poverty line (%) 56.8 (2015)
 Urban pop under nat poverty line (%) 35.9 (2015)

UNEMPLOYMENT

Total UNEMPL (%) 2.6
 Male UNEMPL (%) 2.1
 Female UNEMPL (%) 3.3
 Youth male UNEMPL (%) 2.8



SOCIAL



EDUCATION

Gross enrolment, primary (%) 96.7 (2016) ▲
 Gross enrolment, tertiary (%) 9.0 (2015)
 Adult literacy rate (%) 43.9 (2014)

HEALTH

Under-5 mortality rate (per 1000) 88.8 ▼
 Maternal mortality (per 100K live births) 645.0 (2015) ▼
 Health expenditure per capita 75.5 (2015)
 Prevalence of undernourishment (%) 20.7 (2016)

URBANIZATION

Urban population (%) 50.3
 Living in slum out of urban pop (%) 56.0 (2014)
 Access to electricity (%) 64.3 (2016) ▲
 Individuals using the internet (%) 43.8 ▲



ENVIRONMENTAL



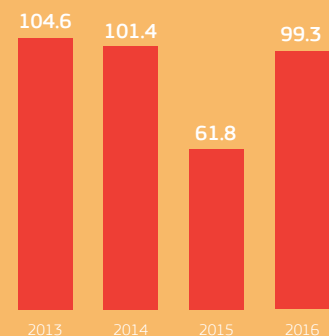
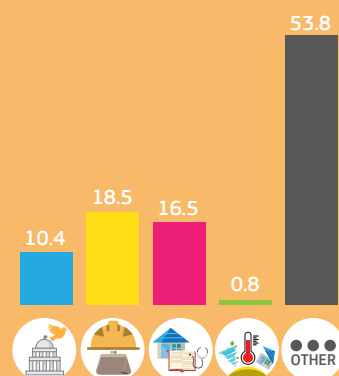
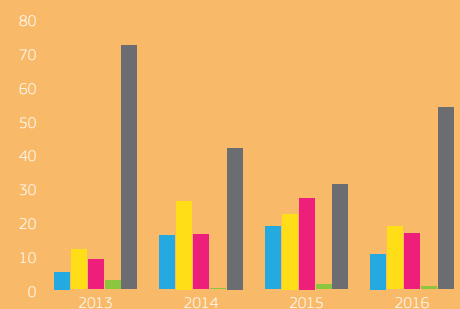
NATURAL HAZARDS

Newly displaced people for natural disasters 0 ▼
 INFORM risk on natural hazards 2.6/10

EU FUNDING

EU INSTITUTIONS TOTAL
DISBURSED AID (€ M)
(Humanitarian + ODA)

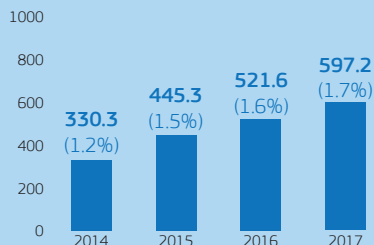
TOTAL

BY SECTOR [%]
(2016)BY SECTOR [%] AND YEAR
(2013 - 2016)

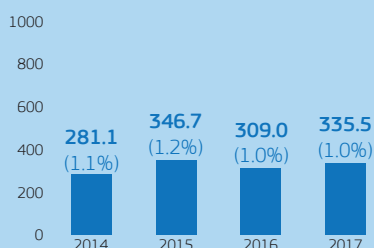
MIGRATION OUTLINE / CÔTE D'IVOIRE

KEY DATA ON FINANCIAL INFLOWS - € M (%GDP)

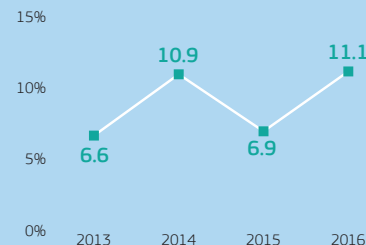
NET FDI Foreign Direct Investment



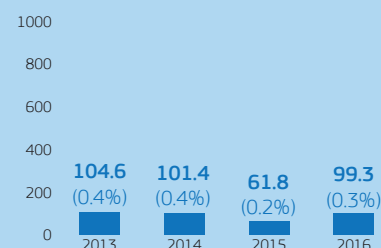
Remittances received



% EU institutions on all donors (total disbursed aid Humanitarian + ODA)



EU institutions total disbursed aid (Humanitarian + ODA)



OTHER INFORMATION / CÔTE D'IVOIRE

INTERNATIONAL / REGIONAL CONVENTIONS

RELATED TO MIGRATION

Convention relating to the Status of Refugees	8 Dec 1961 d
Convention relating to the Status of Stateless Persons	3 Oct 2013 a
Convention on the Reduction of Statelessness	3 Oct 2013 a
International Convention on the Protection of the Rights of All Migrant Workers and Members of their Families	—
Kampala Convention on IDPs in Africa	20 Dec 2013 r
UN Convention against Transnational Organized Crime	25 Oct 2012 r
Protocol against the Smuggling of Migrants by Land, Sea and Air	8 Jun 2017 a
Protocol to Prevent, Suppress and Punish Trafficking in Persons	25 Oct 2012 a

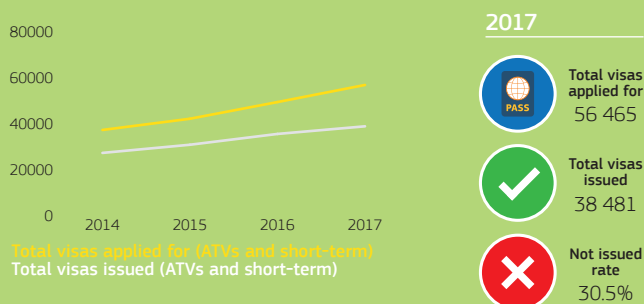
RELATED TO HUMAN RIGHTS' PROTECTION

International Covenant on Economic, Social and Cultural Rights	26 Mar 1992 a
International Covenant on Civil and Political Rights	26 Mar 1992 a
Optional Protocol to the International Covenant on Civil and Political Rights	5 Mar 1997 a
Convention against Torture and Other Cruel, Inhuman or Degrading Treatment or Punishment	18 Dec 1995 a
Convention on the Rights of the Child	4 Feb 1991 r

RELATED TO EU / MIGRATION

Visa facilitation agreement	—
EU readmission agreement	—
EU mobility partnership	—

SCHENGEN VISAS (Consulates in the country)



TRAFFICKING OF HUMAN BEINGS (THB)

NATIONALS (globally)

DETECTED VICTIMS (2014 or more recent)
12
total

IN THE COUNTRY (all nationalities)

DETECTED VICTIMS	OFFENDERS
<div> <div></div> <div>N/A</div> </div> <div> <div></div> <div>N/A</div> </div> <div> <div></div> <div>N/A</div> </div>	<div>Convicted</div> <div>N/A</div>
	<div>Prosecuted</div> <div>N/A</div>