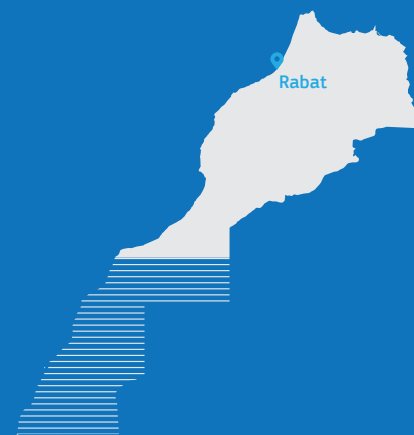




European
Commission

MIGRATION PROFILE



MOROCCO
END 2017



MP version 3.3
This Structural Migration Profile aims at providing a factual overview on migration and development in a given country. Data refer to the end of the year and come from various publicly available official sources. Data sources may use different collection methodologies. For more details please refer to the Technical Note. The scientific output expressed does not imply a policy position of the European Commission. Neither the European Commission nor any person acting on behalf of the European Commission is responsible for the use that might be made of this publication

Extraction Date:
11-2018

European Commission
Knowledge Centre on Migration
and Demography (KCMD)

<https://ec.europa.eu/knowledge4policy/migration-demography>

email: kcmd@ec.europa.eu

doi:10.2760/858676
ISBN 978-92-76-10964-8

© European Union, 2019

MIGRATION OUTLINE

KEY DATA ON MIGRATION FOR MOROCCO AND FOR THE EU (stock - country of origin)

Sources: UNDESA, UNHCR



2 898.7K

8.1%
OF MOROCCAN
POPULATION



3.1K

0.01%
OF MOROCCAN
POPULATION



2 532.9K

87.4%
OF MOROCCAN
MIGRANTS ARE IN EU



2.6K

86.3%
OF MOROCCAN
REFUGEES ARE IN EU

Note: the data on migration and refugees comes from different sources. Due to methodological differences they are not directly comparable.

MOROCCO

Sources: World Bank, UNDP, UNDESA



INCOME LEVEL GROUP
Lower middle income

HDI
123th / 188

GDP PER CAPITA
\$ 7 485

GDP TREND
+4.1%

GEOGRAPHICAL GROUP
Middle East & North Africa

DENSITY
80.1 persons / Km2

DEMOGRAPHY

2015

35.7
(2017)

1.3

2.4

76.2

9.0

**TOTAL
POPULATION (M)**

**POPULATION
GROWTH (%)**

**CHILDREN
PER WOMAN**

**LIFE
EXPECTANCY
AT BIRTH (y.o.)**

**AGE 15-29
YEARS OLD (M)**

2030

(projections)

40.9

0.7

2.1

79.4

9.2

MIGRATION OUTLINE / MOROCCO

THE VIEW FROM MOROCCO



STOCK - country of origin

4.7K

3.1K

2.0K


N/A

95.8K
(C)

2 898.7K

IN

OUT



Sources: IDMC, UNHCR, UNHCR

Note: the data on migration and refugees comes from different sources. Due to methodological differences they are not directly comparable.

THE VIEW FROM EU

RESIDENT PERMITS (share)

9.8%

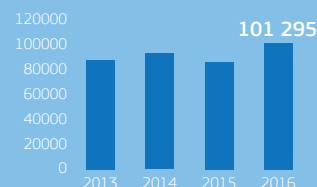
OF ALL VALID RESIDENT PERMITS ARE FOR MOROCCAN MIGRANTS

3.4%

OF FIRST RESIDENT PERMITS ARE FOR MOROCCAN MIGRANTS

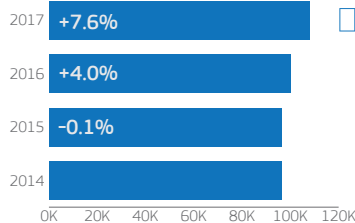


NATURALISATION




FLOW - TCNs

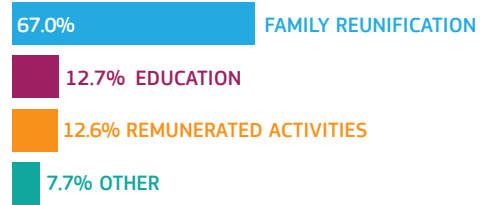
MIGRANTS (first residence permits)



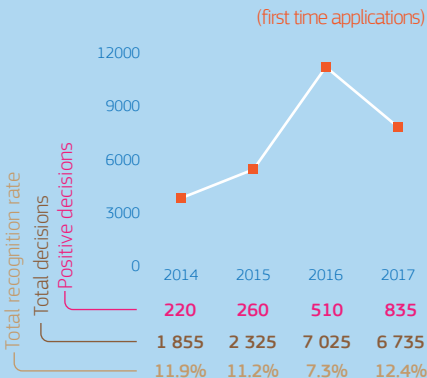
107 757



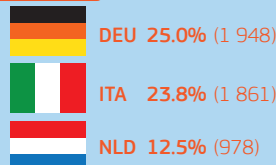
REASONS



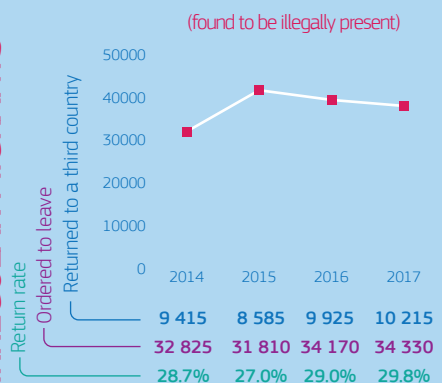
ASYLUM SEEKERS



7 804



IRREGULAR MIGRANTS



Sources: Eurostat

CONTEXTUAL FACTORS



TREND IN TIME (5 YEAR PERIOD)

▲ INCREASE ▼ DECREASE



RELEVANT

SUSTAINABLE DEVELOPMENT GOALS



POLITICAL



SECURITY

Yearly conflict events [fatalities]
Newly displaced people for conflicts186[4] ▲
N/A

DEMOCRATIZATION

Perception of corruption (rank)
Political stability (WGI)81/180 ▼
-0.4 (2016)

ECONOMIC



POVERTY

Income held by lowest 20%
Under int. poverty line \$1.90 per day (%)
Rural pop under nat poverty line (%)
Urban pop under nat poverty line (%)6.7 (2013)
1.0 (2013)
14.4 (2007)
4.8 (2007)

UNEMPLOYMENT

Total UNEMPL (%)
Male UNEMPL (%)
Female UNEMPL (%)
Youth male UNEMPL (%)9.3
9.1
10.1
18.4

SOCIAL



EDUCATION

Gross enrolment, primary (%)
Gross enrolment, tertiary (%)
Adult literacy rate (%)110.3 (2016)
32.0 (2016) ▲
69.4 (2012)

HEALTH

Under-5 mortality rate (per 1000)
Maternal mortality (per 100K live births)
Health expenditure per capita
Prevalence of undernourishment (%)23.3 ▼
121.0 (2015) ▼
159.8 (2015) ▼
3.9 (2016) ▼

URBANIZATION

Urban population (%)
Living in slum out of urban pop (%)
Access to electricity (%)
Individuals using the internet (%)61.9 ▲
13.1 (2014) ▲
100.0 (2016) ▲
61.8 ▲

ENVIRONMENTAL



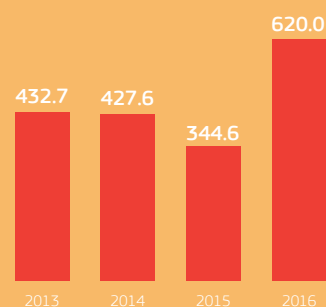
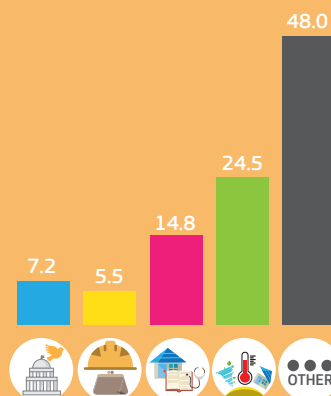
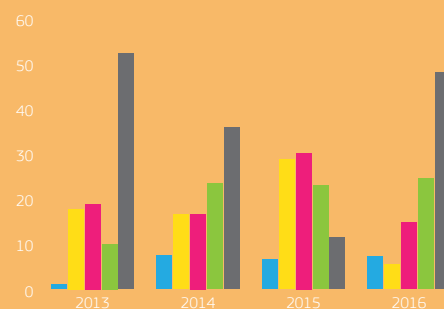
NATURAL HAZARDS

Newly displaced people for natural
disasters
INFORM risk on natural hazardsN/A
4.8/10 (2014)

EU FUNDING

EU INSTITUTIONS TOTAL
DISBURSED AID (€ M)
(Humanitarian + ODA)

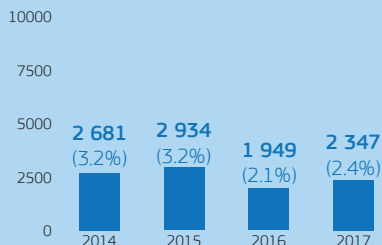
TOTAL

BY SECTOR [%]
(2016)BY SECTOR [%] AND YEAR
(2013 - 2016)

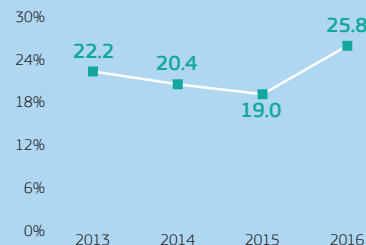
MIGRATION OUTLINE / MOROCCO

KEY DATA ON FINANCIAL INFLOWS - € M (%GDP)

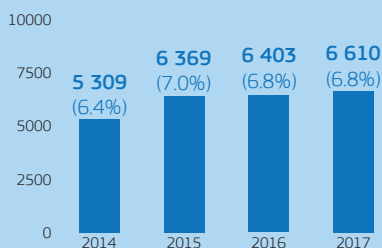
NET FDI Foreign Direct Investment



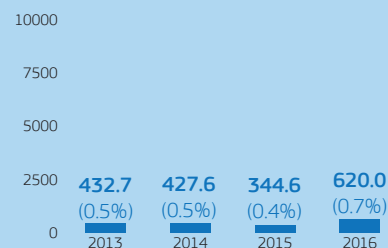
% EU institutions on all donors (total disbursed aid Humanitarian + ODA)



Remittances received



EU institutions total disbursed aid (Humanitarian + ODA)



OTHER INFORMATION / MOROCCO

INTERNATIONAL / REGIONAL CONVENTIONS

RELATED TO MIGRATION

Convention relating to the Status of Refugees	7 Nov 1956 d
Convention relating to the Status of Stateless Persons	—
Convention on the Reduction of Statelessness	—
International Convention on the Protection of the Rights of All Migrant Workers and Members of their Families	21 Jun 1993 r
Kampala Convention on IDPs in Africa	—
UN Convention against Transnational Organized Crime	19 Sep 2002 r
Protocol against the Smuggling of Migrants by Land, Sea and Air	25 Apr 2011 a
Protocol to Prevent, Suppress and Punish Trafficking in Persons	—

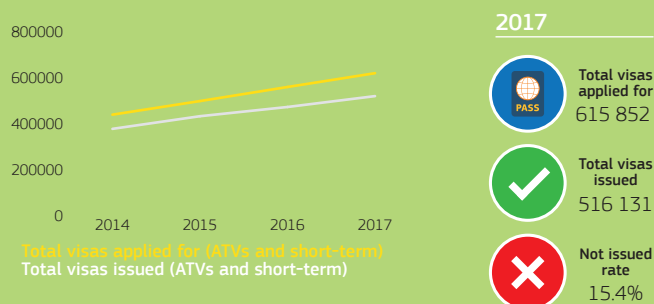
RELATED TO HUMAN RIGHTS' PROTECTION

International Covenant on Economic, Social and Cultural Rights	3 May 1979 r
International Covenant on Civil and Political Rights	3 May 1979 r
Optional Protocol to the International Covenant on Civil and Political Rights	—
Convention against Torture and Other Cruel, Inhuman or Degrading Treatment or Punishment	21 Jun 1993 r
Convention on the Rights of the Child	21 Jun 1993 r

RELATED TO EU / MIGRATION

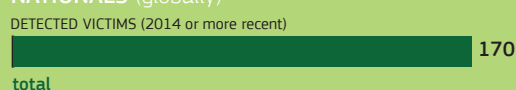
Visa facilitation agreement	—
EU readmission agreement	—
EU mobility partnership	3 Jun 2013

SCHENGEN VISAS (Consulates in the country)



TRAFFICKING OF HUMAN BEINGS (THB)

NATIONALS (globally)



IN THE COUNTRY (all nationalities)

