European Commission

JRC SCIENTIFIC AND POLICY REPORTS

# ENDF-6 compatible evaluation of neutron induced reaction cross sections for $^{182,183,184,186}W$

Ivan Sirakov
Federica Emiliani
Klaus Guber
Stefan Kopecky
Peter Schillebeeckx
Konstantin Volev

2013



Report EUR 25808 EN

Joint Research Centre

**European Commission**
Joint Research Centre
*Institute for Reference Materials and Measurements*

**Contact information**
Peter Schillebeeckx
Address: Joint Research Centre, Retieseweg 111, B – 2440 Geel (Belgium)
E-mail: peter.schillebeeckx@ec.europa.eu
Tel.: +32 14 571 475
Fax: +32 14 571 862
http://irmm.jrc.ec.europa.eu/
http://www.jrc.ec.europa.eu/

This publication is a Reference Report by the Joint Research Centre of the European Commission.



JRC 78706

EUR 25808 EN

ISBN 978-92-79-28539-4 (pdf)

ISSN 1831-9424 (online)

doi: 10.2787/75275

Luxembourg: Publications Office of the European Union, 2013



*Printed in 2013*

# ENDF-6 COMPATIBLE EVALUATION OF NEUTRON INDUCED REACTION CROSS SECTIONS FOR $^{182,183,184,186}$W

I. Sirakov[1], F. Emiliani[2], K. Guber[3], S. Kopecky[2], P. Schillebeeckx[2] and K. Volev[1,2]

[1]Institute for Nuclear Research and Nuclear Energy, Sofia, Bulgaria
[2]European Commission, Joint Research Centre - IRMM, Retieseweg 111, B - 2440 Geel, Belgium
[2]Oak Ridge National Laboratory, Oak Ridge, TN 37831, USA

## ABSTRACT

*An ENDF-6 compatible evaluation for neutron induced reactions in the resonance region has been completed for $^{182,183,184,186}$W. The parameters are the result of an analysis of experimental data available in the literature together with a parameter adjustment on transmission and capture data obtained at the time-of-flight facility GELINA. Complete evaluated data files in ENDF-6 format have been produced by joining the evaluations in the resonance region with corresponding files from the JEFF-32T1 and ENDF/B-VII.1 library. The evaluated files have been processed with the latest updates of NJOY.99 to test their format and application consistency as well as to produce a continuous-energy data library in ACE format for use in Monte Carlo codes. The evaluated files will be implemented in the next release of the JEFF-3 library which is maintained by the Nuclear Energy Agency of the OECD.*

# 1. INTRODUCTION

Accurate nuclear data for tungsten isotopes are required because tungsten is a candidate material for plasma facing components in fusion devices; a target material for for high-current accelerators in accelerator driven systems; and a constituent of structural materials in Generation IV reactors. Neutron induced reaction data on tungsten are also important for neutron dosimetry, in particular the $^{186}$W(n,γ) cross section, as well as for producing the two unstable isotopes $^{185}$W ($T_{1/2}$ = 75.1 d) and $^{187}$W ($T_{1/2}$ = 24.0 h), which besides of being used as radioactive tracers. are also of interest in nuclear astrophysics for determining the abundance in the slow neutron capture process.

Systematic discrepancies between experimental and calculated data were observed in criticality safety benchmarks containing tungsten [1,2], fusion neutronics benchmarks [3-5], and measured constants for neutron activation [6]. The outcome of these studies motivated an evaluation for neutron induced reactions on $^{180,182,183,184,186}$W in the continuous region up to 150 MeV produced at the IAEA by Capote et al. [7 - 9]. This evaluation together with the covariance data reported in Ref. [10] has been adopted in ENDF/B-VII.1 [11]. The evaluation is based on a theoretical analysis that utilizes the optical and direct reaction models, pre-equilibrium exciton model and the full featured Hauser- Feshbach model. The evaluated files were tested on selected fusion neutronics benchmarks showing improvements compared to other existing evaluations [9]. The coupled-channel ECIS03 code [12] incorporated into the EMPIRE-2.19 system [13] was used for optical model calculations. Starting values for nuclear model parameters were taken from RIPL database [14]. Since tungsten nuclei are characterized by a stable ground-state deformation, an isospin dependent dispersive coupled-channel optical model potential has been derived for nucleon scattering on tungsten isotopes [7,8]. Direct interaction cross sections to low-lying levels and transmission coefficients for the incident channel on $^{180-186}$W nuclei were obtained from this potential. The same potential was used to calculate direct excitation of the collective levels in the continuum by the DWBA method. Pre-equilibrium emission was considered using one component exciton model PCROSS, which includes nucleon, gamma and cluster emission. Hauser-Feshbach and Hofmann- Richert-Tepel-Weidenmuller versions of the statistical model were used for the compound nucleus cross section calculations. Capote et al. [8] have shown that there is a very good agreement between calculated and experimental cross section data of Ref. [15-17].

Another evaluation for neutron induced reaction cross sections of $^{182,183,184,186}$W in the continuous region from 100 keV (45 keV for $^{183}$W) up to 150 MeV has been carried out at the Karslruhe Institute of Technology (KIT) by P. Pereslavtsev, A. Konobeyev, and U. Fischer [18]. The main tool used is the GNASH nuclear model code [19] based on statistical Hauser-Feshbach theory including width fluctuations, pre-equilibrium and direct reaction calculations. Particle transmission coefficients are generally introduced into the GNASH calculations from either spherical or coupled-channel optical models. Normally, spin-orbit coupling is ignored, so that the transmission coefficients depend only on the orbital angular momentum quantum number. Spherical optical model transmission coefficients for GNASH calculations are determined with the non-relativistic SCAT code by Bersillon [20]. For calculations with incident neutrons on nuclei that are strongly deformed such as rare earths and actinides, the coupled channel deformed optical model calculations with the ECIS code (ECIS95 for KIT calculations on W) are used to obtain transmission coefficients. The recent measurements of Abfalterer et al. [17] for natural tungsten have been used in the KIT evaluations for the total cross section evaluation. Neutron and charged-particle transmission coefficients have been obtained from the optical potentials. The global optical model potentials of Koning [21] have predominantly been used in coupled-channels calculations for incident neutrons and protons. The ECIS95 code [22] has been utilized for the couple-channels calculations. Spherical optical model calculations have been performed with the SCAT2 [20] code. The information about covariances has been obtained using deterministic and Monte Carlo approaches.

In spite of these attempts to improve the evaluated cross section data for tungsten, the status of the latter is still unsatisfactory. This is especially true for the cross section data in the resonance region . A review of the resonance parameters of tungsten isotopes available in the literature [23 – 45] showed that no significant improvement in quality is possible without new measurements [9, 46, 47].

The important role of tungsten as a fundamental material for various nuclear applications fully justifies an evaluation for neutron induced reactions in the resonance region based on additional high resolution transmission and capture time-of-flight (TOF) measurements. In this report a new evaluation of resonance parameters for $^{182,183,184,186}$W based on results of cross section measurements [46, 47] at the GELINA time-of-flight facility [48] is presented. These parameters were used to create two complete nuclear data files using the JEFF-3.2T1 and ENDF/B-VII.1 data library as a basis.

## 2. EXPERIMENTAL DATA AND EVALUATED DATA LIBRARIES

Resonance parameters for tungsten isotopes in evaluated data libraries are primarily based on a compilation of parameters given by Camarda et al. [39], Ohkubo [40] and Macklin et al. [41]. In the evaluated data libraries no reference is made to e.g. the work of Werner et al. [43], Ohkubo and Kawarasaki [42] and the parameters for $^{180}$W derived by Vorona et al. [44]. The latter have been derived from results of TOF transmission measurements on a tungsten sample enriched to 95% in $^{180}$W. The work of Camarda et al. [39] is the most comprehensive study of resonance parameters for tungsten isotopes. This study was done at the NEVIS synchrocyclotron of the Columbia University. Transmission and self-indication measurements at 200 m and 40 m, respectively, were carried out using natural W-samples and samples enriched in $^{182,184,186}$W. Ohkubo [40] reports resonance parameters for $^{nat}$W and $^{182,183}$W resulting from transmission and scattering experiments on natural tungsten samples at a 47 m flight path station of the JAERI linear accelerator. Resonance parameters are given for the energies below 1600 eV. Macklin et al. [41] performed capture measurements at a 40.12 m station of ORELA using $C_6F_6$-detectors for neutron energies between 2.6 keV and 2 MeV and derived characteristics of $^{182,183,184186}$W resonances.

There are mainly two different evaluations for tungsten isotopes in the resolved resonance region. These are the evaluations by JENDL-3.3 and JENDL-4.0 [49]. For $^{186}$W an independent evaluation based on results of Ref. [39,41] has been produced for the IRDF-2002 library. The JENDL-3.3 evaluation has been adopted in JEFF-3.2T1 and is the basis for ENDF/B-VII.1. In all libraries the resonance parameters for $^{180}$W originate from the compilation of Mughabghab [50]. The sources of resonance parameters, upper boundaries of the resolved resonance region (RRR), the average radiation width, and the thermal scattering and capture cross section adopted in the JENDL-3.3 and JENDL-4.0 libraries are given in Table 1. The main differences between JENDL-3.3 and JENDL-4.0 are the upper limits for the RRR and the external levels reflecting the differences in the thermal cross section data. The upper limit of the RRR in JENDL-4.0 has been decreased compared to JENDL-3.3 due to the significant number of missing levels. This was done to avoid the production of parameter file which predominantly consists of a generated ladder of unobserved resonances. In Fig. 1 the total and capture cross sections recommended in ENDF/B-VII.1 and JEFF-3.2T1 are compared. It should be noted that the artefact in the URR capture cross section of $^{182}$W from 12 keV to 100 keV (see Fig.1) has recently been corrected by KIT in the JEFF-3.2T1 library.

| | Upper boundary RRR | | $\sigma$(n,n) | | $\sigma$(n,$\gamma$) | | $<\Gamma_\gamma>$ | |
|---|---|---|---|---|---|---|---|---|
| | eV | | barn | | barn | | meV | |
| JENDL- | 3.3 | 4.0 | 3.3 | 4.0 | 3.3 | 4.0 | 3.3 | 4.0 |
| $^{180}$W | | 110 | | 10.944 | | 37.622 | | 70 |
| $^{182}$W | 12000 | 5000 | 8.84 | 8.8689 | 20.7 | 17.872 | 53 | 53 |
| $^{183}$W | 2200 | 770 | 2.38 | 2.4088 | 10.11 | 10.406 | 55 | 55 |
| $^{184}$W | 15000 | 3500 | 7.35 | 7.372 | 1.70 | 1.698 | 57 | 57 |
| $^{186}$W | 15000 | 3500 | 0.93 | 0.074 | 39.45 | 38.100 | 60 | 60 |

Table 1 Upper boundary of the RRR, scattering and capture cross section at thermal energy and the average radiation width ($<\Gamma_\gamma>$) in JENDL-3.3 and JENDL-4.0.

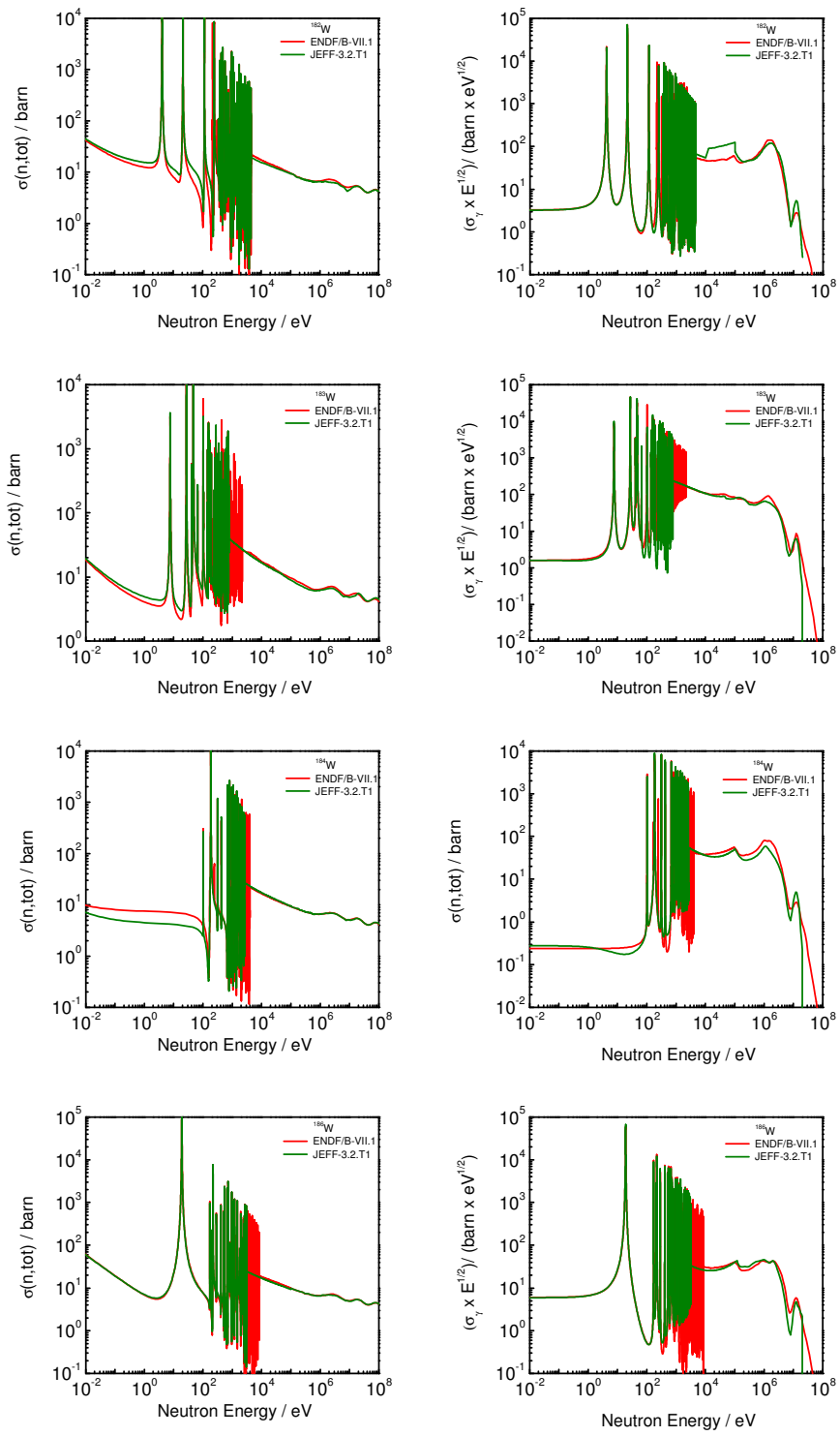


Fig. 1 Comparison of the total and capture cross section recommended in ENDF/B-VII.1 and JEFF-3.2.T1 as a function of neutron energy. The capture cross section is multiplied with the square root of the neutron energy.

Given the limited number of well documented experimental data in the EXFOR library, no attempt has been made to derive resonance parameters from a resonance shape analysis of TOF-data reported in the literature. The limitations are mainly due to the lack of information that is required to perform a resonance shape analysis free of bias effects [51]. To provide data for a new evaluation a set of transmission and capture measurements have been carried at the TOF-facility GELINA following the recommendations given in Ref. [52]. Measurements were performed on natural tungsten samples with different thicknesses and samples enriched in $^{182,183,184,186}$W. Experimental details of the measurements are given by Lampoudis et al. [46] and Emiliani et al. [47].

## 3. ENDF-6 COMPATIBLE FILES FOR TUNGSTEN ISOTOPES

To determine resonance parameters for $^{182,183,184,186}$W the same methodology was applied as for cadmium [53]. Starting parameter files were constructed based on resonance characteristics, mostly area data, reported in the literature. Final parameters were obtained from least squares adjustments on the transmission and capture data obtained at GELINA. The resonance shape analysis was carried out with the REFIT code [54] based on the Reich-Moore approximation [56] of the R-matrix theory [55]. In general, from a transmission measurement the parameter $K_t = g_J\Gamma_n$ is deduced and from a capture measurement the capture Kernel $K_\gamma = g_J\Gamma_n\Gamma_\gamma/(\Gamma_n + \Gamma_\gamma)$ is obtained, with $\Gamma_n$ the neutron width, $\Gamma_\gamma$ the radiation width and $g_J$ the statistical spin factor. In case the width of an observed resonance profile is dominated by the total width $\Gamma = \Gamma_n + \Gamma_\gamma$ of the compound state, this width can also be obtained from a RSA of the observed profile. The choice of orbital angular momentum ($\ell$ = 0 or 1) was based on the Bayes' theorem approach of Bollinger and Thomas [57] and for the spin the most probable spin (largest possible) was chosen. The parameters of the negative resonances were adjusted to reproduce the thermal scattering and capture cross section given in Table 2. The scattering cross sections are consistent with the scattering lengths recommended by Knopf and Waschkowski [58] and the capture cross sections are based on the work of Hurst [59]. The ground state spin and parity $I^\pi$, neutron separation energy $S_n$ for the system of target +n, and upper boundaries for the resolved resonance regions are also given in Table 2. In Fig. 2 the results of the evaluation presented in this work is illustrated. In this figure the experimental transmission and yield obtained from measurements with a 1.29 mm thick disc enriched in $^{183}$W is compared with the theoretical transmission and yield using the parameters obtained in this work and those in the JEFF-3.1.2 and ENDF/B-VII.1 library. Fig. 2 reveals that there is a much better agreement with the experimental data when using the parameters presented in this work compared to those in the JEFF-3.1.2 library and especially to those in the ENDF/B-VII.1 library.

| | $I^\pi$ | $S_n$ | $\sigma$(n,n) | $\sigma$(n,$\gamma$) | $b_c$ | Upper limit RRR |
|---|---|---|---|---|---|---|
| | | keV | b | b | fm | keV |
| $^{182}$W | $0^+$ | 6190.84 | 6.340 | 20.900 | 7.04 | 4.5 |
| $^{183}$W | $1/2^-$ | 7411.75 | 5.581 | 9.500 | 6.59 | 2.2 |
| $^{184}$W | $0^+$ | 5753.71 | 7.278 | 1.450 | 7.55 | 5.2 |
| $^{186}$W | $0^+$ | 5466.55 | 0.195 | 33.00 | -0.73 | 8.5 |

Table 2. Ground state spin and parity $I^\pi$, neutron separation energy $S_n$ for $^A$W +n, scattering and capture cross section at thermal energy, coherent scattering length and upper boundary of the RRR for the tungsten isotopes considered in this work.

The resonance parameter files were joined with the JEFF-3.2T1 and ENDF/B-VII.1 nuclear data libraries to produce complete evaluated data files in ENDF-6 format [60]. The corresponding files are referred to as IRMM-KIT and IRMM-B71, respectively. Some adjustments of the boundaries between the RRR and URR were made. In addition, corrections were introduced to the unresolved resonance region evaluation of $^{183}$W in both JEFF-3.2T1 and ENDF/B-VII.1. Namely, the value AMUX = 2 for the sub-threshold competitive width of the d-wave $J^\pi = 1^-$ sequence was corrected to AMUX = 1. The resonance integrals derived from the data files recommended in this work are reported in Table 3. The resonance integrals are calculated for a temperature T = 0 K and with 0.5 eV and 100 keV as a lower and upper integration limit respectively. The evaluated files have been processed with the latest updates of NJOY.99 [61] to test their format and application consistency as well as to produce a continuous-energy data library in ACE format for use in Monte Carlo codes.

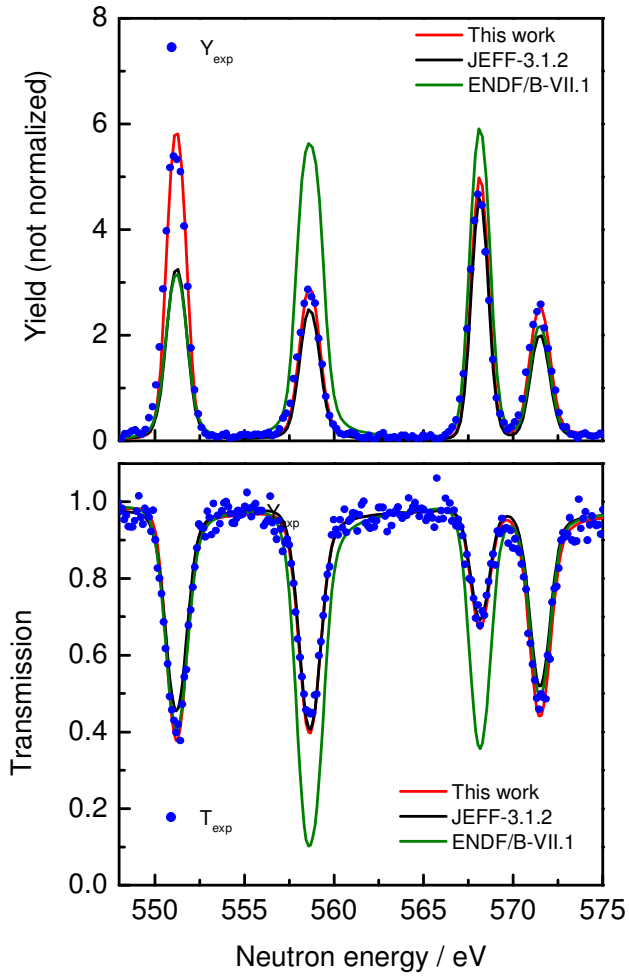


Fi.g. 2. Comparison of the experimental transmission and yield with the calculated ones using the resonance parameters presented in this work and those of the JEFF-3.1.2 and ENDF/B-VII.1 library. The experimental data result from measurements at GELINA using a 1.29 mm thick tungsten disc enriched in $^{183}$W.

| | RI (n,n) | | RI (n,γ) | |
|---|---|---|---|---|
| | IRMM-KIT | IRMM-B71 | IRMM-KIT | IRMM-B71 |
| $^{182}$W | 474.50 b | 479.21 b | 598.15 b | 597.43 b |
| $^{183}$W | 500.66 b | 503.61 b | 330.64 b | 330.70 b |
| $^{184}$W | 312.42 b | 310.89 b | 14.95 b | 15.02 b |
| $^{186}$W | 3261.23 b | 3263.92 b | 443.15 b | 443.20 b |

Table 3. Resonance integrals derived from the data files recommended in this work for a temperature T = 0 K and with 0.5 eV and 100 keV as a lower and upper integration limit respectively.

## Acknowledgments

We are grateful to the Nuclear Data Section of the IAEA and the Nuclear Energy Agency of the OECD for their interest in this work. One of the authors (I.S.) acknowledges the financial support of NEA/OECD. This work was supported by the European Commission within the Seventh Framework Program through the projects EUFRAT (FP7-211499) and ERINDA (FP7-269499).

## REFERENCES


[1] S.C. van der Marck, "Benchmarking ENDF/B-VII.0", Nuclear Data Sheets 107, (2006) 3061 – 3118.

[2] S.C. van der Marck, "Benchmarking ENDF/B-VII.1, JENDL-4.0 and JEFF-3.1.1 with MCNP6", Nuclear Data Sheets 113, (2012) 2935 – 3005.

[3] I. Kodeli, "Reflection on the present status of tungsten cross sections based on the analysis of FNG and FNS Benchmark Experiments", JEFFDOC-1002 (OECD/NEA, Paris, 2007).

[4] I. Kodeli, "Cross-section sensitivity analyses of 14 MeV Neutron Benchmark Experiment on Tungsten", J. Nucl. Materials, 329 – 333 (2004) 717 – 720.

[5] P. Batistoni, M. Angelone, L. Petrizzi and M. Pillon, J. Nucl. Mat., 329 – 333 (2004) 683 – 686.

[6] I. Kodeli and A. Trkov, "Validation of the IRDF-2002 Dosimetry Library", Nucl. Instrum. Meth. A 557 (2007) 664 – 681.

[7] R. Capote, E.Sh. Soukhovitski, J.M. Quesada, S. Chiba, "Isospin dependent dispersive coupled channel optical model potential for tungsten isotopes", 11th International Conf. on Nuclear Reaction Mechanisms, Varenna, Italy, June 12–16, 2006.

[8] R. Capote, A. Trkov, I. Kodeli, E. Soukhovitskii, L.C. Leal, M. Herman, and D.W. Muir, "Evaluation of tungsten isotopes in the fast neutron range including cross section covariance estimation", Int. Conf. Nuclear Data and Technology, April 22–27, 2007, Nice, France, pp. 689 – 692.

[9] R. Capote, M. Sin and A. Trkov, "Modelling of nuclear data in the fast neutron region", NEMEA-3: 3rd Workshop on Neutron Measurements, Evaluations and Applications, Oct. 25 – 28, 2006 Borovets, Bulgaria, EUR 22794EN (2007) pp. 13 – 18.

[10] M.B. Chadwick, M. Herman, P. Obložinský, M.E. Dunn, Y. Danon, A.C. Kahler, D.L. Smith, B. Pritychenko, G. Arbanas, R. Arcilla, R. Brewer, D.A. Brown, R. Capote, A.D. Carlson, Y.S. Cho, H. Derrien, K. Guber, G.M. Hale, S. Hoblit, S. Holloway, T.D. Johnson, T. Kawano, B.C. Kiedrowski, H. Kim, S. Kunieda, N.M. Larson, L. Leal, J.P. Lestone, R.C. Little, E.A. McCutchan, R.E. MacFarlane, M. MacInnes, C.M. Mattoon, R.D. McKnight, S.F. Mughabghab, G.P.A. Nobre, G. Palmiotti, A. Palumbo, M.T. Pigni, V.G. Pronyaev, R.O. Sayer, A.A. Sonzogni, N.C. Summers, P. Talou, I.J. Thompson, A. Trkov, R.L. Vogt, S.C. van der Marck, A. Wallner, M.C. White, D. Wiarda, P.G. Young, "ENDF/B-VII.1 Nuclear Data for Science and Technology: Cross Sections, Covariances, Fission Product Yields and Decay Data", Nuclear Data Sheets 112 (2011) 2887 – 2996.

[11] A. Trkov, R. Capote, E.Sh. Soukhovitskii, L.C. Leal, M. Sin, I. Kodeli and D.W. Muir, "Covariances of Evaluated Nuclear Cross Section Data for $^{232}$Th, $^{180,182,183,184,186}$W and $^{55}$Mn", Nuclear Data Sheets 112 (2011) 3098 – 3119.

[12] J. Raynal, "Optical model and coupled-channels calculations in nuclear physics", in Computing as a language of physics, ICTP International Seminar Course, Trieste, Italy, Aug.2-10, 1971 (IAEA, Vienna, 1972), p.281.

[13] M. Herman, R. Capote, B.V. Carlson, P. Oblozinsk´y, M. Sin, A. Trkov, H. Wienke, and V. Zerkin, "EMPIRE: Nuclear Reaction Model Code System for Data Evaluation", Nuclear Data Sheets 108 (2007) 2655 – 2715.

[14] R. Capote, M. Herman, P. Obložinský, P.G. Young, S. Goriely, T. Belgya, A.V. Ignatyuk, A.J. Koning, S. Hilaire, V.A. Plujko, M. Avrigeanu, O. Bersillon, M.B. Chadwick, T. Fukahori, Zhigang Ge, Yinlu Han, S. Kailas, J. Kopecky, V.M. Maslov, G. Reffo, M. Sin, E.Sh. Soukhovitskii and P. Talou, "RIPL – Reference Input Parameter Library for Calculation of Nuclear Reactions and Nuclear Data Evaluations", Nuclear Data Sheets 110 (2009) 3107 – 3214.

[15] P. T. Guenther, A. B. Smith, and J. F. Whalen, "Fast-neutron total and scattering cross sections of $^{182}$W, $^{184}$W, and $^{186}$W", Phys. Rev. C 26 (1982) 2433 - 2446.

[16] F.S. Dietrich, J.D. Anderson, R.W. Bauer, S.M. Grimes, R.W. Finlay, W.P. Abfalterer, F.B. Bateman, R.C. Haight, G.L. Morgan, E. Bauge, J.P. Delaroche and P. Romain, "Importance of isovector effects in reproducing total cross section differences", Phys. Rev. C67 (2003) 044606 – 11.

[17] W.P. Abfalterer, F.B. Bateman, F.S. Dietrich, R.W. Finlay, R. C. Haight and G.L. Morgan, "Measurement of neutron total cross sections up to 560 MeV", Phys. Rev. C63 (2001) 044608 – 19

[18] P. Pereslavtsev, A. Konobeyev and U. Fischer, "New consistent data evaluations for tungsten isotopes including covariances", JEFFDOC-1063, NEA Data Bank, Paris, 18-20 November 2008.

[19] P.G. Young, E.D. Arthur, and M.B. Chadwick, "Comprehensive Nuclear Model Calculations: Introduction to the Theory and Use of the GNASH Code" LANL, LA--12343-MS, DE92 019467, 1992.

[20] O. Bersillon, "SCAT2 - A Spherical Optical Model Code", in Proc. ICTP Workshop on Computation and Analysis of Nuclear data Relevant to Nuclear Energy and Safety, February-March, 1999 Trieste, Italy.

[21] A.J. Koning and J.P. Delaroche, "Local and global nucleon optical models from 1 keV to 200 MeV", Nucl. Phys. A713 (2003) 231 – 310.

[22] J. Raynal, "Notes on ECIS94", CEA Saclay Report No. CEA-N-2772, 1994.

[23] W.W. Havens Jr., C.S. Wu, L.J. Rainwater and C.L. Meaker, "Slow neutron velocity spectrometer studies. II. Au, In, Ta, W, Pt, Zr", Phys. Rev. 71 (1947) 165 – 173.
[24] W. Selove, "Resonance-region neutron spectrometer measurements on silver and tungsten", Phys. Rev. 84 (1951) 869 – 876.
[25] H.H. Landon, "Radiation widths in slow neutron resonances", Phys. Rev. 100 (1955) 1414 – 1418.
[26] F.W.K. Firk and M. C. Moxon, "The determination of neutron resonance parameters of tungsten by the transmission method", Nucl. Phys., 12 (1959) 552 – 562.
[27] J.R. Waters, J.E. Evans, B.B. Kinsey and G.H. Williams, "Spins and radiation widths of the low energy neutron resonances in tungsten", Nucl. Phys. 12 (1959) 563 – 578.
[28] R.B. Schwartz, V.E. Pilcher and R.M. Schectman, "Slow neutron resonances in Cd and W", Bulletin of the American Physical Society, 1 (1956) 187.
[29] R. E. Schmunk, P. D. Randolph and R. M. Brugger, "Total Cross Sections of Ti, V, Y, Ta, and W", Nucl. Sc. Eng., 7 (1960) 193 – 197.
[30] J. Julien, C. Corge, V.-D. Huyn, F. Netter et J. Simic, " Largeurs partielles de transition pour les niveaux de spin J = 1 de 184W et 196Pt excités par la capture des neutrons intermédiaires" , J. Phys. Radium 21, (1960) 423 – 425.
[31] C. Corge, V.-D. Huynh, J. Julien, S. Mirza, F. Netter et J. Simic, " Paramètres de résonance observés lors de l'absorption des neutrons intermédiaires par W et Pt" , J. Phys. Radium 21 (1960) 426 – 428.
[32] D. Paya, K.D. Pearce, J.A. Harvey, and G.G. Slaughter, "Parameters of the low energy resonances in tungsten", Progress Report, ORNL, No. 3582, (1964), p. 58.
[33] R.C. Block, R.W. Hockenbury and J.E. Russell, "The parameters of the neutron resonances in 182-W, 183-W, 184-W and 186-W", Progress Report, ORNL, No. 3778, (1965), p. 53.
[34] R.C. Block, R.W. Hockenbury and J.E. Russell, "The parameters of the neutron resonances in 182-W, 183-W, 184-W and 186-W", Progress Report RPI, No. 328 (1966) p. 14.
[35] S.J. Friesenhahn, E.Haddad, F.H. Froehner and W.M. Lopez, "The neutron capture. Cross sections of the tungsten isotopes from 0.01 to 10 electron volts", Nucl. Sci. Eng., 26 (1966) 487 – 499.
[36] K. Idena, M. Ohkubo and T. Asami, "The parameters of the 4.14 end 7.6 eV resonances in tungsten", Progress Report EANDC, No. 7 (1967) p. 8.
[37] C. Samour, J. Julien, R.N. Alves, S. de Barros and J. Morgenstern, "Capture radiative partielle des neutrons de résonance dans le tungstène", Nucl. Phys. A123 (1969) 581 – 602.
[38] Z.M. Bartolome, Z.M. Hockenbury, R.W. Moyer, W.R. Tatarzck, and J.R. Block, "Neutron Radiative Capture and Transmission Measurements of W and Zr Isotopes in the keV Region", Nucl. Sci. Eng. 37 (1969) 137 – 156.
[39] H.S. Camarda, H.I. Liou, G. Hacken, F. Rahn, W. Makofske, M. Slagowitz, S. Wynchank and J. Raynwater., "Neutron Resonance Spectroscopy. XII. The Separated Isotopes of W ," Phys. Rev. C 8 (1973) 1813 – 1826.
[40] M. Ohkubo, JAERI-M 5624 (1974).
[41] R.L. Macklin, D.M. Drake and E.D. Arthur, "Neutron capture cross sections of $^{182}$W, $^{183}$W, $^{184}$W and $^{186}$W from 2.6 to 2000 keV", Nucl. Sci. Eng. 84 (1983) 98
[42] M. Ohkubo and Y. Kawarasaki, "Neutron Resonance Parameters of Tungsten-183 up to 1.1 keV", J. Nucl. Sci. Techn. , 21 (1984) 805 – 813.
[43] C.J. Werner, R.C. Block, R.E. Slovacek, J.A. Burke, G. Leinweber and N.J. Drindak, "Neutron total and capture cross section measurements and resonance parameter analysis of tungsten from 0.01 to 200 eV", International Conference on the Physics of Nuclear Science and Technology, October 5 – 8, 1998, Long Island, NY.
[44] P.N. Vorona, O.I. Kalchenko and V.G. Krivenko, "Experimental investigations of neutron cross sections for tungsten isotope atomic nuclei: radioactive $^{181}$W (T1/2 = 121.2 days) and stable $^{180}$W", Proceedings of the International Conference on Current Problems in Nuclear Physics and Atomic Energy, Kyiv, 9 – 15 June 2008, pp. 528 – 532.
[45] M.T. Pigni, M.E. Dunn and K.H. Guber, "$^{183}$W resonance parameter evaluation in the neutron energy range up to 5 keV", PHYSOR 2012, Advance in Reactor Physics, Knoxville, Tennessee, USA, April 15 – 20, 2012 , 14 pages.
[46] C. Lampoudis, S. Kopecky, P. Schillebeeckx, P. Siegler and K. Guber, "Neutron Total and Capture Cross Section of Tungsten Isotopes", J. Korean Physical Society, 59 (2011) 1860 – 1863.
[47] F. Emiliani, K. Guber, S. Kopecky, C. Lampoudis and P. Schillebeeckx, "Evaluation of stable tungsten isotopes in the resolved resonance region", WONDER 2012, CEA Cadarache, 25 – 28 September 2012
[48] W. Mondelaers and P. Schillebeeckx, "GELINA, a neutron time-of-flight facility for neutron data measurements", Notiziario Neutroni e Luce di Sincrotrone 11 (2006) 19 – 25.

[49] K. Shibata, O. Iwamoto, T. Nakagawa, N. Iwamoto, A. Ichihara, S. Kunieda, S. Chiba, K. Furutaka, N. Otuka, T. Ohsawa, T. Murata, H. Matsunobu, A. Zukeran, S. Kamada, and J. Katakura, "JENDL-4.0: A New Library for Nuclear Science and Engineering", J. Nucl. Sci. Technol., 48 (2011) 1 – 30.
[50] S.F. Mughabghab, "Atlas of neutron resonances: resonance parameters and thermal cross sections", Elsevier, Amsterdam (2006).
[51] N. Otuka, A. Borella, S. Kopecky, C. Lampoudis and P. Schillebeeckx, "Database for time-of-flight spectra with their covariance", J. Korean Phys. Soc. 59 (2011) 1314 – 1317.
[52] P. Schillebeeckx, B. Becker,Y. Danon, K. Guber, H. Harada, J. Heyse, A.R. Junghans, S. Kopecky, C. Massimi, M.C. Moxon, N. Otuka, I. Sirakov and K. Volev, "Determination of resonance parameters and their covariances from neutron induced reaction cross section data", Nuclear Data Sheets 113 (2012) 3054 – 3100.
[53] K. Volev, A. Borella, S. Kopecky, C. Lampoudis, C. Massimi, A. Moens, M. Moxon, P. Schillebeeckx, P. Siegler, I. Sirakov, A. Trkov and R. Wynants," Evaluation of resonance parameters for neutron induced reactions in cadmium", accepted for publication in Nucl. Instr. Meth. B.
[54] M.C. Moxon and J.B. Brisland, "GEEL REFIT, A least squares fitting program for resonance analysis of neutron transmission and capture data computer code", AEA-InTec-0630, AEA Technology, October 1991.
[55] A.M. Lane and R.G. Thomas, "R-matrix theory of nuclear reactions", Rev. Mod. Phys. 30 (1958) 257 – 353.
[56] C.W. Reich and M.S. Moore, "Multilevel formula for the fission process", Phys. Rev. 111 (1958) 929 – 933.
[57] L.M. Bollinger and G.E. Thomas, "p-Wave resonances of $U^{238}$", Phys. Rev. 171 (1963) 1293 – 1297.
[58] K. Knopf and W. Waschkowski, "Wechselwirkung von Neutronen mit Wolfram und seinen Isotopen", Z. Naturforschung, 42a (1987) 909 – 916.
[59] A.M. Hurst, "Final results of $^{182,183,184,186}$W(n,γ)", National Nuclear Data Week: US Nuclear Data Program, BNL, November 5th – 9th, 2012.
[60] CSEWG, "ENDF-6 Formats Manual. Data Formats and Procedures for the Evaluated Nuclear Data file ENDF/B-VI and ENDF/B-VII", BNL-90365-2009, June 2009, (2009).
[61] R.E. MacFarlane and D.W. Muir, "The NJOY Nuclear Data Processing System, Version 91," Report LA-12740-M, October 1994.

European Commission
**EUR 25808 – Joint Research Centre – Institute for Reference Materials and Measurements**

Title: ENDF-6 compatible evaluation of neutron induced reaction cross sections for $^{182,183,184,186}$W

Authors: Ivan Sirakov, Federica Emiliani, Klaus Guber, Stefan Kopecky, Peter Schillebeeckx and Konstantin Volev

Luxembourg: Publications Office of the European Union

2013 – 10 pp. – 21.0 x 29.7 cm

EUR – Scientific and Technical Research series –ISSN 1831-9424 (online)

ISBN 978-92-79-28539-4 (pdf)

doi:10.2787/75275

**Abstract**

An ENDF-6 compatible evaluation for neutron induced reactions in the resonance region has been completed for $^{182,183,184,186}$W. The parameters are the result of an analysis of experimental data available in the literature together with a parameter adjustment on transmission and capture data obtained at the time-of-flight facility GELINA. Complete evaluated data files in ENDF-6 format have been produced by joining the evaluations in the resonance region with corresponding files from the JEFF-32T1 and ENDF/B-VII.1 library. The evaluated files have been processed with the latest updates of NJOY.99 to test their format and application consistency as well as to produce a continuous-energy data library in ACE format for use in Monte Carlo codes. The evaluated files will be implemented in the next release of the JEFF-3 library which is maintained by the Nuclear Energy Agency of the OECD.

LA-NA-25808-EN-N

As the Commission's in-house science service, the Joint Research Centre's mission is to provide EU policies with independent, evidence-based scientific and technical support throughout the whole policy cycle.

Working in close cooperation with policy Directorates-General, the JRC addresses key societal challenges while stimulating innovation through developing new standards, methods and tools, and sharing and transferring its know-how to the Member States and international community.

Key policy areas include: environment and climate change; energy and transport; agriculture and food security; health and consumer protection; information society and digital agenda; safety and security including nuclear; all supported through a cross-cutting and multi-disciplinary approach.

Publications Office

ISBN 978-92-79-28539-4

9 789279 285394